



**RULES
REGULATIONS
CODE OF CONDUCT**

Version 12.1, 2018

Table of Contents

1.1.	SCOPE	3
1.2.	BEHAVIOR	3
1.3.	ALCOHOL/DRUGS	3
1.4.	PARTICIPATION	3
1.5.	USE OF IMAGES	4
1.6.	SAFETY	4
1.7.	HOUSE KEEPING	4
1.8.	THEFT or TAMPERING	4
1.9.	VANDALISM	4
1.10.	DISCIPLINE	4
1.11.	PIT SPACES	5
2.	REGULATIONS	7
2.1.	MARSHALLING	7
2.2.	RESULTS	8
2.3.	RADIO TRANSMITTERS	8
2.4.	PROTESTS	9
2.5.	PENALTIES AND SANCTIONS	9
2.6.	DRIVERS BRIEFING	9
2.7.	RACING	10
2.8.	RAIN POLICY	12
3.	CLASS SPECIFICATIONS	13
3.1.	GENERAL	13
3.2.	DIMENSIONS	13
3.3.	WEIGHTS	13
3.4.	BATTERIES	13
3.5.	Blinky Motor and Speedy pairing	13
3.6.	Reference Links for regulations	13
3.7.	Introductory Class	15
3.8.	21.5T Blinky TOURING CARS	16
3.9.	17.5T GT CARS	17
3.10.	13.5T Blinky TOURING CARS	18
3.11.	OPEN TOURING CARS	18
3.12.	TAMIYA MINI CARS	19
3.13.	TAMIYA TT-01 E Truck	20
4.	ETIQUETTE AND RACE CRAFT	21
5.	GUIDELINES FOR MARSHALS	23

The Boronia Radio Controlled Car Club (BRCCC) is incorporated under "Associations Incorporation Reform Regulations 2012" as defined and maintained by Consumer Affairs Victorian.

The following Victorian Government link directs you to the full Incorporation act under which the BRCCC operates.

www.consumer.vic.gov.au/clubs-and-fundraising/incorporated-associations/running-an-incorporated-association/membership

This "CODE of CONDUCT" provides club specific racing rules, values and guidelines for acceptable behaviour.

1.1. SCOPE

- 1.1.1. Ensure the Boronia Radio Controlled Car Club members enjoy their sport in a safe and fun environment.
- 1.1.2. Ensure the club moves in a positive direction.
- 1.1.3. The code covers any person using any part of the track and or facilities during a BRCCC meeting.

1.2. BEHAVIOR

- 1.2.1. The BRCCC committee reserves the right to ask any person or persons to leave the premises if their behaviour is considered inappropriate.

1.3. ALCOHOL/DRUGS

- 1.3.1. The use of illicit drugs is strictly prohibited. Being under the influence of illicit drugs is considered inappropriate.
- 1.3.2. The use of alcohol is strictly prohibited. Being under the influence of alcohol is considered inappropriate.
- 1.3.3. Any drug related items found at the club should not be touched. They should be reported to the committee who will use the appropriate procedures to remove the offending material.

1.4. PARTICIPATION

- 1.4.1. Race nights:
All members are expected to assist on a regular basis with the following duties:
 - Setting up the track
 - Packing up equipment at the end of the night.
 - Sweeping bench tops, floors
 - Stacking dishwasher
 - Etc.
- 1.4.2. Working Bees:
All members are expected to assist at working Bees.
- 1.4.3. Festivals & Fetes:
All members are expected to spend some time assisting with these functions.

1.5. USE OF IMAGES

- 1.5.1. No member shall take images (still or moving) of club members and publish in any media without express permission of individuals or parents/guardians. Any member caught in breach of this regulation will be dealt with by the committee and reported to the appropriate authorities.
- 1.5.2. The BRCCC may include images of individuals for promotional purposes only, provided prior consent is given.

1.6. SAFETY

- 1.6.1. Enclosed footwear only on the track area. No open toe sandals, thongs or bare feet.
- 1.6.2. No person shall go onto the track during a race. Only designated Marshals can access the track during a race, and only to retrieve cars.
- 1.6.3. People arriving and leaving the venue by motor vehicle are expected to do so in an appropriate manner considerate of our neighbours. Speeding, loud stereos or wheel spinning will not be tolerated.
- 1.6.4. An adult shall accompany children under the age of 16 years.
- 1.6.5. At the completion of the last race, all cars must be promptly removed from the track. Driving of cars is prohibited until the track area is cleared of volunteers who are packing up equipment.

1.7. HOUSE KEEPING

- 1.7.1. The clubroom and track shall be cleaned of any rubbish that you may have accumulated during your visit. There are bins provided. Please take larger items such as pizza boxes home with you as the club has limited rubbish facilities.

1.8. THEFT or TAMPERING

- 1.8.1. Anyone found to be stealing will be dealt with by the committee and reported to the appropriate authorities.
- 1.8.2. Interfering or tampering with another members' car or equipment without express permission is strictly forbidden. Offenders will be dealt with by the committee on a case by case basis. Penalties not limited to loss of points or suspension of membership.

1.9. VANDALISM

- 1.9.1. Anyone found to be vandalizing the facilities would be dealt with by the committee and or the appropriate authorities.

1.10. DISCIPLINE

- 1.10.1. Incidents that are detrimental to the BRCCC's ethical standards or are contrary to this Code of Conduct shall, at the discretion of the committee, be disciplined as follows:
 - 1st offence – Verbal warning.
 - 2nd offence – Written warning.
 - 3rd offence – to be decided by Committee.
 - Subsequent breaches will incur 4 then 26 weeks' suspensions.
- 1.10.2. Suspensions apply to all registered Victorian Electric On Road clubs.

- 1.10.3. In the event that a club member's behaviour gives sufficient cause for the club to terminate that member's current membership status, then that member shall also be deemed ineligible to be a member of any other registered club that hosts Victorian Electric On Road events for a period to be determined by the registered clubs' committee.
- 1.10.4. Offences will be recorded against the offender's membership record and do not expire.

1.11. PIT SPACES

- 1.11.1. Members may rent a pit space from the Club at the rate nominated by the Club. The allocated pit space is available for the exclusive use by that member for the duration of the rental period subject to the clauses outlined in 1.11.
- 1.11.2. Rental period is for 12 months from 1 July to 30 June of the following year.
- 1.11.3. On a race night, if the pit space lessee has not by 6:30pm either, 1) occupied their nominated pit space or 2) advised a member of the Club that they will be racing on that night, their pit space becomes available for use by other racers attending on that race night who do not have a nominated pit space available to them.
- 1.11.4. The Committee may at its discretion, cancel a member's pit space rental if the member does not comply with section 1.11 of the BRCCC Code of Conduct or the Committee is of the opinion that the member is acting in a manner detrimental to the Club.
- 1.11.5. The rental period ends if:
 - 1.11.5.1. The membership of the member expires
 - 1.11.5.2. The rental is not paid
 - 1.11.5.3. The pit space is not maintained in accordance with section 1.11 of the BRCCC Code of Conduct and the rental is cancelled by the committee.
- 1.11.6. Pits spaces must be kept clean, tidy and free from rubbish at all times. It is the lessee's responsibility to maintain the allocated pit space.
- 1.11.7. Any items left in a pit space are done so at the lessee's responsibility. The club takes no responsibility for any items left in pit spaces.
- 1.11.8. One pit space allocation per member.
- 1.11.9. Rental of the pit space is for the bench top area only as outlined on the bench space and does not include the area under the pit space.
- 1.11.10. In the event all pit spaces are allocated the committee will maintain a register of persons wishing to rent a pit space. When a pit space becomes available it will be allocated in the order registrations of interest for pit spaces were received.
- 1.11.11. Pit boxes may be placed in pit spaces provided:
 - 1.11.11.1. It is constructed in a sturdy manner with no loose parts.
 - 1.11.11.2. The base fits within the area of the pit space
 - 1.11.11.3. The box is fixed to its base
 - 1.11.11.4. It is no higher than 600mm
 - 1.11.11.5. The raised portion of the box does not extend further than 400mm from rear of pit space
 - 1.11.11.6. It has no integrated electrics or 240v cabling

- 1.11.11.7. For safety reasons, solid pit boxes are not permitted on the centre table.

- 1.11.12. The Pit Room is for the purpose of working on cars and the charging of batteries, there is to be no Tyre sanding, Dremel work or any activity that will introduce product into the air. Power will be supplied outside for any of the above activities.

2. REGULATIONS

2.1. MARSHALLING

- 2.1.1. Each and every competitor must marshal the race following their own. Exceptions may be granted by the committee on a case by case basis.
- 2.1.2. You may have a stand in marshal, but you must nominate that person to the race director before your next scheduled marshalling session.
- 2.1.3. You are required to marshal the following race after yours. It may be necessary to marshal additional races if a particular class has too few drivers to adequately marshal their following race.
- 2.1.4. Each competitor is required to place their vehicle and controller in the post-race pigeon hole box corresponding to their race number for the entire duration of the race following their own.
- 2.1.5. Marshals are not required to repair cars on the track.
- 2.1.6. Track marshals only on the track during a race.
- 2.1.7. Marshals are not to walk away from their marshalling area to hand a non-functional car back to a Competitor. It is placed at the side of the track so the Competitor or a member of their pit crew can retrieve it.
- 2.1.8. Marshals are to get clear of the track as soon as possible after attending a car.
- 2.1.9. Marshals are to take extreme care when walking to and from the racetrack during a race.
- 2.1.10. Marshalling points are to be on the outsides of the track and in a position as not to put the marshal in danger of being hit by a competitor's car.
- 2.1.11. Marshals must not take food or drink on to the track area.
- 2.1.12. Smoking on the racetrack area is not permitted whilst marshalling.
- 2.1.13. Any competitor not fulfilling their marshalling duties without a good reason accepted by the race director shall receive the following penalty;
 - 2.1.13.1. Members
 - 2.1.13.2. First offence of the season - Best points result of the night is excluded from the season total
 - 2.1.13.3. Second offence of a season – Best meeting points result of the season is excluded from the season total
 - 2.1.13.4. Third offence of a season – Best round in the championship points calculation is excluded. i.e. Of the best 12 round the highest points round is dropped and the sum of the remaining 11 rounds becomes the total.
 - 2.1.13.5. Non-Members
 - 2.1.13.6. First offence – Verbal warning
 - 2.1.13.7. Second offence – One-month race suspension.

2.2. RESULTS

- 2.2.1. Results of each race will be posted upon the notice board upon completion of the race or as soon as practicable.
- 2.2.2. The results sheet will include time, laps and finishing positions where applicable.
- 2.2.3. Results must NOT be removed from the notice board. Any competitor who souvenirs any results will be penalised by the committee.
- 2.2.4. Results will be posted on the club web site within 48 hours or as soon as is practicable.
- 2.2.5. All drivers will be awarded championship points during each racing season. Points will be allocated in each class based on overall finishing position for each completed heat of racing (subject to rain policy) as follows:
1st – 50, 2nd – 48, 3rd – 46, 4th – 44
5th – 42, 6th – 40, 7th – 39, 8th – 38, etc.
- 2.2.6. A driver must cross the start line to begin the first lap of the race to receive points for that race.
- 2.2.7. The best three (3) heats for each driver count towards championship points for the current season.
- 2.2.8. Class champions will be decided for each class based on the combined best twelve (12) rounds (weeks) point scores in a season.
- 2.2.9. Club champion shall be declared as the member who has accrued the most combined points from their best 12 rounds in Season 1 and season 2 (subject to rain policy).
- 2.2.10. Track records are maintained by the club for each class. A driver must be a current club member to be eligible to set a track record.
- 2.2.11. A Class that does not complete a minimum of 8 rounds (entries must include members) may be excluded from end of season results. The committee reserves the right to reconsider this ruling based on circumstances during the season.
- 2.2.12. All drivers receive championship points, however only members' points go towards club awards.

2.3. RADIO TRANSMITTERS

- 2.3.1. Radio transmitters shall be classified as either Type-1 or Type-2 as follows:
Type-1: 2.4 GHz
Type-2: All other radios (crystal or synthesised frequency)
- 2.3.2. Type-2 Regulations
All drivers must:
- Register and verify their frequency during race registration
 - All testing involving radios must be conducted in the Control Room
 - Not use radios outside their allocated race time except when testing as described above
 - it is the competitor's responsibility to rectify any 'clash' in their race.
- 2.3.3. All transmitters shall have their owner's names marked clearly on them.

2.4. PROTESTS.

- 2.4.1. Competitors have the right to protest results or other competitors driving.
- 2.4.2. Protests that relate to lap counting should be taken up with either the race director or the Chief lap counter. This shall be done within 10 minutes of the display of results.
- 2.4.3. If the driver is still not happy with the results a written protest along with a \$50 protest fee should be submitted to the B.R.C.C.C. committee. The matter will then be processed as a formal protest.
- 2.4.4. Formal protests must be done within 10 minutes after the display of results, in writing along with a \$50 protest fee. The protest fee is forfeited if the protest is not upheld but returned if justified.
- 2.4.5. The B.R.C.C.C. committee processes protests. Their decision is final.
- 2.4.6. At state level, two representatives for each participating club decide the protests. Their decision is final.
- 2.4.7. The two representatives from this club will be chosen by the committee, by ballot if necessary.
- 2.4.8. A minimum of 3 committee members are required to process the protest.

2.5. PENALTIES AND SANCTIONS.

- 2.5.1. A stop-go penalty will be issued for the following reasons:
 - a. Jumping the start.
 - b. Cutting through barriers.
 - c. Abusing any official or marshal.
 - d. Un-sportsman like driving.
 - e. Reversing.
- 2.5.2. To comply with a Stop/Go penalty you must drive your vehicle into Pit Lane on the very next lap and come to a complete halt at the start line, the race director will direct you to "Go" after a time they determine to be appropriate. For a minor rule infringement, the time may be very short, a longer time may be involved if the race director needs to correct your position in the race. The race director's decision is not disputable.
- 2.5.3. A black flag (stop racing immediately) will be issued for the following reasons:
 - a. Drivers driving in a dangerous manner.
 - b. Vehicles that are damaged, un-driveable or that have lost their body.
 - c. Vehicles that are experiencing radio interference.
 - d. Vehicles that are in breach of the scrutineering rules.
 - e. Bad behaviour that is considered detrimental to both the club and the sport.

2.6. DRIVERS BRIEFING.

- 2.6.1. Drivers briefing will take place at 6:45pm or as soon as practicable on race night.
- 2.6.2. All drivers are to attend the drivers briefing.

- 2.6.3. Drivers arriving late will be allowed to race only after seeing the race director.
- 2.6.4. Drivers that are at the venue that do not attend the briefing may be ineligible to race.
- 2.6.5. The club room must be completely vacated and door closed for duration of briefing. This is to ensure the safety of all personal equipment.

2.7. RACING.

- 2.7.1. Race entry fees must be paid prior to your first race.
- 2.7.2. Cars are not allowed to run solid bumpers.
- 2.7.3. Any repairs to cars must be done in the designated areas. Either the pits or clubrooms. Repairs will not exempt you from marshalling.
- 2.7.4. The club will supply Transponders. The fine for not returning the transponders is \$50.00 per week. Clips are to be supplied by competitor.
- 2.7.5. It is the competitors' responsibility to mount the transponder correctly, and in a location that will not damage the transponder.
- 2.7.6. Cars that have their transponders fall off during a race will not have their laps counted until the transponder is replaced.
- 2.7.7. Competitors must return their transponder straight after their race. A penalty may apply to those who do not comply.
- 2.7.8. All belongings should have the owner's names clearly marked on them, eg; batteries, tools, transmitters.
- 2.7.9. In order to start the racing at 7:00pm the drivers must have completed registration prior to the drivers briefing.
- 2.7.10. Once racing has commenced the time keeping system will not be 'paused' unless of extremely unusual circumstances. The start of any race will not be delayed due to cars not being ready to race.
- 2.7.11. Reverse is not to be used during any race.
- 2.7.12. In case of less than 4 drivers entering a particular class the following will apply.

3 Drivers

The class will be allowed to run as normal so long as the drivers in that class can identify additional (guaranteed) marshals for the following race.

2 Drivers

If the class does not run. Drivers will be awarded 50% of the points available for first and second place each and may run in another class if the car meets rules for alternate class.

1 Driver

The class will not be run. Driver will be awarded full points for first place and may run in another class if the car meets rules for alternate class.

This special situation (less than 4 drivers) will be allowed to occur for a maximum of 3 rounds in a 22 round season after which the committee will re-consider the viability of the class. The drivers must be present, prepared to register and willing to race to qualify for the above. "Phantom entries" will not be accepted. If a car cannot be run in another class, no fee will be charged.

- 2.7.13. The race format shall be defined by the following table or as otherwise decided by the Race Director.

Classes	Race Format
4	4 x 5 minutes
5	4 x 5 minutes
6	4 x 5 minutes
7	4 x 5 minutes
8	4 x 5 minutes
9	4 x 4 minutes
10	3 x 5 minutes
11	3 x 4 minutes
12	3 x 4 minutes
13	N/A

2.8. RAIN POLICY

2.8.1. If it is debatable at the start of the evening as to whether or not racing should commence, the following will occur:

- Race fees collected
- Commence basic preparations for racing
- Committee will advise members of pending situation
- Wait 10-15 minutes to see if situation improves
- Committee request a show of hands from members for their preference in the current situation (only if situation remains debatable)

A debatable situation could be light drizzle that appears to be clearing or a wet track that appears to be drying at an acceptable rate.

2.8.2. If a race meeting is abandoned due to weather (or other disaster) the following shall apply:

2 rounds of racing not completed:

- full refund of racing fees
- no championship points will be allocated
- the race meeting is totally abandoned

3rd round of racing not completed:

- no refund of racing fees
- no championship points will be allocated
- the race meeting is abandoned and all round results deleted

4th round of racing not completed:

- no refund of racing fees
- championship points will be allocated based on the rounds 1, 2 and 3 only
- the race meeting is abandoned and 4th round results deleted

3. CLASS SPECIFICATIONS

3.1. GENERAL

- 3.1.1. In case of the rules below not allowing a specific modification, it will be assumed to be DISALLOWED in all cases.
- 3.1.2. For all other technical specifications not listed below, cars and batteries must meet guidelines as per IFMAR rule book.
- 3.1.3. AARCMCC rules as published June 10, 2014.
Any AARCMCC rule changes prior or during season 2015 require BRCCC review and may not be accepted. This is in line with BRCCC policy on mid-season rule changes.

3.2. DIMENSIONS

- 3.2.1. For all touring car classes the maximum body width is 190mm.
For touring car classes maximum wing chord is 40mm and two 20x40mm end plates may be fitted to the wing. The highest point of wing must be at or below the highest point of the roof line with the car ready to run and placed on a flat level surface.

3.3. WEIGHTS

- 3.3.1. Minimum weight for all touring car classes (including GT) is 1350g ready to run with transponder fitted (club or personal).
- 3.3.2. Minimum weight for all mini classes is 1330g ready to run with transponder fitted (club or personal).

3.4. BATTERIES

- 3.4.1. Any approved 6 cell NiCad or NiMH pack in stick, side by side or saddle configuration.
- 3.4.2. Any 2 cell Hard-cased approved 7.4V LiPo packs as listed on the ROAR website. (<http://www.roarracing.com/approvals/lipobattery.php>)
- 3.4.3. Lipo batteries must be charged in a lipo charging bag which is sealed during the charging process.

Any race participant found charging a lipo battery without a Lipo bag will be immediately excluded from the race meeting and forfeit any points from that meeting.

3.5. Blinky Motor and Speedy pairing

- 3.5.1. Any Electronic Speed Controller (21.5 Zero timing spec) as per published AARCMCC Schedule. A copy can also be found on the BRCCC web site.

Brushless motor as per AARCMCC / BRCA published schedule for Blinky class.

3.6. Reference Links for regulations

- 3.6.1. AARCMCCC web site: <http://www.aarcmccc.org/>
- 3.6.2. BRCCC web site: www.brccc.org

NB: If it's not in the rules and does not embrace the spirit of controlled racing, consider it illegal. If in doubt do approach the committee for clarifications.

3.7. Introductory Class

Introductory Class	
Chassis	Any Chassis allowed within BRCCC Class Rules
Motor	Any Motor
Body Shell	Unrestricted body shells. Modifications to shell including airflow or cooling holes are not allowed.
Tyres	Rubber tyres only permitted as Manufactured. Tyres may not be Modified or Tampered with in any way, Including 1 single, standard insert per rim.
Hop-Ups	ESC, bearings, any hop-ups are permitted Kits and hop-ups must be assembled as per manufacturers' instructions.
Gearing	The speed of the car will be adjusted via the hand control to a suitable speed to suit this class as per BRCCC discretion If speed control is not an option on the hand control BRCCC may refuse entry into this class BRCCC may offer a club set up car in the interim

3.8. 21.5T Blinky TOURING CARS

21.5T Touring Cars	
Chassis	Any brand of AARCMCC legal independent suspension touring car chassis.
Motor	Any AARCMCC approved 21.5T Brushless motor with any rotor released for that motor. ESC : Any ESC that does not have dynamic timing ie :boost or turbo options , or any ESC that has A Blinky Mode ie ; A flashing light denotes that no dynamic timing is enabled /allowed
Body Shell	4 door sedan shells only. Modifications to shell including airflow or cooling holes are not allowed.
Tyres	Rubber tyres only permitted. Tyres may not be Modified or Tampered with in any way, Including 1 single, standard insert per rim.
Hop-Ups	Unrestricted hop-ups.
Gearing	Unrestricted gearing.

3.9. 17.5T GT CARS

17.5T GT Cars	
Chassis	Any brand of IFMAR/ROAR legal independent suspension 1/10 th Scale touring car chassis.
Motor	<p>Muchmore Racing - Fixed Timing Spec Motor. FLETA ZX 17.5T Type W Brushless Motor with Zero timing.</p> <p style="text-align: center;">-OR-</p> <p>Muchmore Racing - Fixed Timing Spec Motor. FLETA ZX V2 17.5T with standard rota - Brushless Motor with Zero timing.</p> <p>Tampering in any way at all is NOT ALLOWED!. The Motor selected must be run as is out of the box.</p> <p>General cleaning of motor and lubing of original bearings is allowed.</p>
ESC	Any ESC that does not have dynamic timing i.e.: boost or turbo options, Or Any ESC that has a Blinky Mode i.e. ; A flashing light denotes that no dynamic timing is enabled /allowed .
Body Shell	2 Door GT Style Bodies ONLY - 190mm.
Tyres	Volante 36 Rubber tyres only (24mm) NB At the discretion of the BRCCC committee, an alternative Tyre <u>MAY</u> be approved for use under specific night racing conditions for BRCCC club racing only.
Hop-Ups	Unrestricted hop-ups.
Gearing	FDR Gearing - is to be set between 3.5 Minimum to 3.8 Maximum

NOTE: The above rules apply to racing at the BRCCC. It is the intention of the BRCCC to mirror SERCCC regulations to keep this class standard across all Victorian clubs.

Special Note: Transition from 17.5 Blinky to 17.5 GT class – **Season 1 2018 only.**

1. Touring car shells will be allowed up to and including Round 4.
2. 17.5 Blink motors will be allowed (with timing set to zero) up to and including Round 8.
3. FDR and control tyres **MUST** be used commencing Round 1.

3.10. 13.5T Blinky TOURING CARS

13.5T Touring Cars	
Chassis	Any brand of AARCMCC legal independent suspension touring car chassis.
Motor	Any AARCMCC approved 13.5T Brushless motor with any rotor released for that motor. ESC : Any ESC that does not have dynamic timing ie :boost or turbo options , or any ESC that has A Blinky Mode ie ; A flashing light denotes that no dynamic timing is enabled /allowed
Body Shell	4 door sedan shells only. Modifications to shell including airflow or cooling holes are not allowed.
Tyres	Rubber tyres only permitted. Tyres may not be Modified or Tampered with in any way, Including 1 single, standard insert per rim.
Hop-Ups	Unrestricted hop-ups.
Gearing	Unrestricted gearing.

3.11. OPEN TOURING CARS

Open Touring Cars	
Chassis	Any brand of AARCMCC legal independent suspension touring car chassis.
Motor	Any AARCMCC legal motor.
Body Shell	Any AARCMCC approved 4dr Sedan body shell.
Tyres	Rubber tyres only permitted. Tyres may not be Modified or Tampered with in any way, Including 1 single, standard insert per rim.
Hop-Ups	Unrestricted Hop-Ups.
Gearing	Unrestricted gearing.

3.12. TAMIYA MINI CARS

Tamiya Mini Cars	
Chassis	Tamiya M01/2/3/5/7 series "Front Wheel Drive" chassis only, assembled as per Instruction Manual, and no chassis/power train modifications allowed. With the exception of the included/optional differential which may be modified to give a locked/spool action.
Motor/ESC combo	Hobbywing Max 10 Combo – 60 Amp ESC Model No 30102602, 3300kv Motor Model No 30402600 -OR- 13T/3000KV Hobbywing OEM / rebranded Complete System with max 60 amp ESC and engraved / etched can <u>(limited to 3400Kv max when tested)</u> . <u>No alteration of wiring from ESC to the Motor, these MUST remain as supplied.</u> Motors may not be modified or tampered with in any way <u>other than reconfiguring shims and replacing worn bearings (ceramic NOT allowed)</u> .
Body Shell	Bodyshells are open, with the following restrictions - No Modern (post 1980) 4 door Touring Sedans and/or 12th scale type Wedge/Can-am Sports bodies.
Tyres	Any commercially available rubber mini-sized tyre, in any combination and/or compound, with any insert. Standard Offset mini sized wheels only allowed.
Hop-Ups	ESC, bearings, any Tamiya hop-ups are permitted with the exception of speed-tuned gears. Kits and hop-ups must be assembled as per manufacturers' instructions. Official Tamiya optional ALLOY components may be replaced with an equivalent aftermarket part
Gearing	20, 18 OR 16 Tooth pinions only. (Speed Tuned Gear Sets not allowed for these cars).

3.13. TAMIYA TT-01 E Truck

Tamiya Truck	
Chassis	Tamiya TT-01 E series chassis only, assembled as per Instruction Manual, and no chassis/power train modifications allowed (OUT OF THE BOX). Allowable exceptions limited as described below.
Motor	540 brushed as supplied with kit (replaceable part). Motors may not be modified or tampered with in any way.
Body Shell	Only as supplied with kit (replaceable part).
Tyres	Only as supplied with kit (replaceable part).
Hop-Ups	Ball race bearings part #BTE01 (#54025) Aluminium Propeller joint and shaft set part #54026 Metal Motor mount part #53666 Aluminium Prop shaft part #53620 Racing Steering arms only in kit #54058 (DO NOT use the adjustable cups in this kit).
As Gearing	58T Spur Gear part # 50357 22T Pinion part #53665
Batteries	Only approved NIMH batteries

NOTE: All part numbers above are for Tamiya.

4. ETIQUETTE AND RACE CRAFT

These are to be read in conjunction with BRCCC regulations

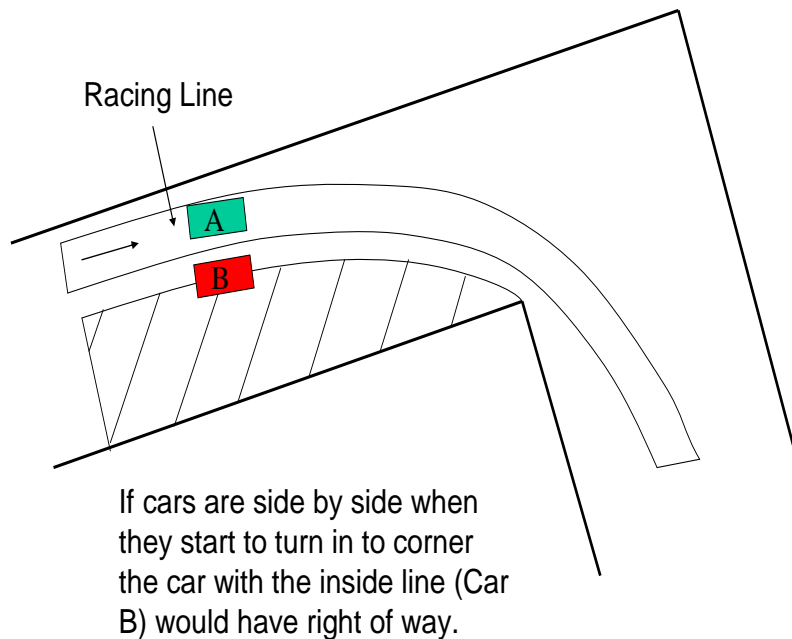
- 4.1. If you are being lapped, allow the faster car to pass when safe, typically by slowing slightly and making a clear move off the racing line.
(See sect 2.6.1 point d).
- 4.2. Do not drive into the back of car in front of you.
(See sect 2.6.1 point d).
- 4.3. Do not crash into other cars on purpose!
(See sect 2.6.1 point d and sect 2.6.3 point a)
- 4.4. If you are being passed, hold your line; do not weave from side to side.
(See sect 2.6.1 point d)
- 4.5. No practice laps. Put your car on the grid, get up on the stand.
- 4.6. If required, drivers are permitted to complete one (1) Test Lap before their race.
Drivers completing a Test Lap must note the following:
 - 4.6.1. A Test Lap is not to be used for warm-up or practice. Drivers may complete a medium pace lap for the purpose of testing/adjusting steering and/or ensuring recent repairs to their car are functioning. At no time should your car be at full speed or swerving side to side.
 - 4.6.2. The Test Lap may only be completed after placing your car on the start/finish line (or in pit lane), climbing the drivers stand and then completing a single lap as described above.
 - 4.6.3. A Test Lap must be completed in a clockwise direction only. At no time is a car permitted to run in the opposite direction, up and down the grid area or straight. The only exception to this being if a driver overruns their grid position, in which case they may slowly turn and re-grid.
 - 4.6.4. Marshals may not be available during a Test Lap. If you hit a wall or are stuck on a barrier, then you may need to retrieve your own vehicle.
 - 4.6.5. At completion of the Test Lap the driver must immediately grid their car.
 - 4.6.6. Races will not be halted or restarted due to cars not having fully completed a Test Lap. All drivers should endeavour to be at their grid starting position by the 10 second count-down. Any car not on their grid by the 10 second alert must NOT enter the grid area. Further, they MUST be completely stationary prior to starting the race. A running start or an out of position car on the grid will cause accidents.
Failure to abide by any of the above guidelines may result in a Black Flag penalty at the discretion of the Race Director.
- 4.7. If you gain an unfair advantage because of a crash (jumping a barrier etc.) return to your original race position otherwise, you will be penalised.
(See sect 2.6.1 point b)
- 4.8. If your car is broken or has dumped, drive it to a safe area of the track as soon as possible. Do not continue to race.
(See sect 2.6.3 point b)
- 4.9. Do not start a race if your car is broken! Use the race time to fix it.
- 4.10. If your car needs to be marshalled do not drive away from the marshal!
- 4.11. Release the throttle if your car needs marshalling. Marshals may choose not to get your car if you don't back off.

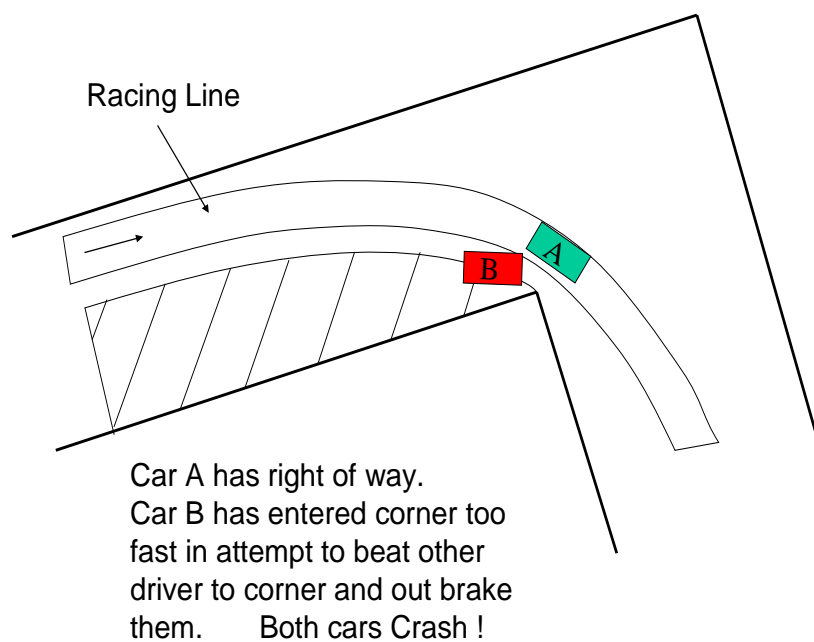
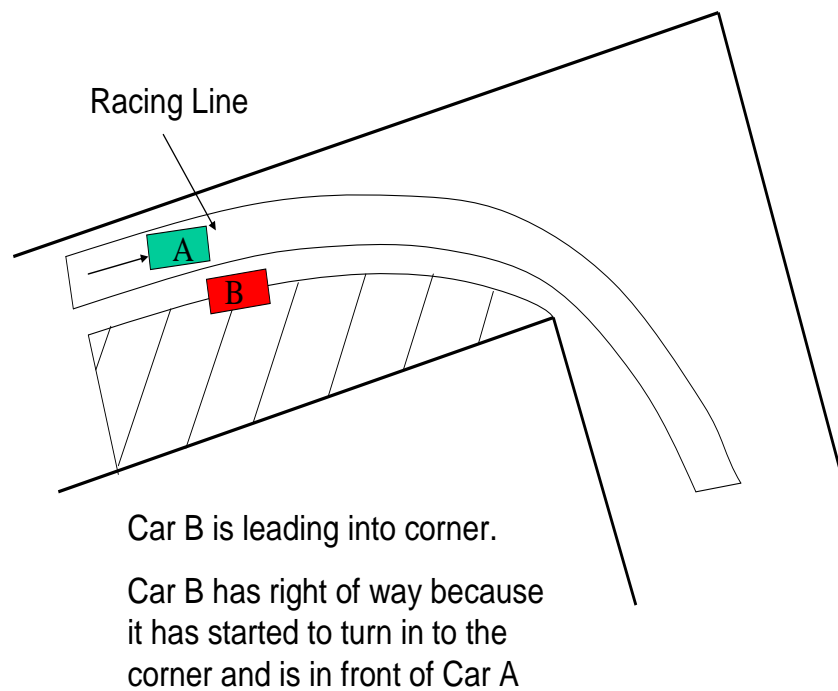
- 4.12. If you have been marshalled or have crashed be careful re-entering race, wait for cars to pass before pulling out.
(See sect 2.6.3 point b)
- 4.13. At end of race ("Race Time Over"), cross finish line, return to start via Pit Lane.
- 4.14. No shouting or foul language.
(See sect 1.2.1)
- 4.15. Be a fair and courteous driver.
(See sect 1.2.1)

5. GUIDELINES FOR MARSHALS

To be read in conjunction with BRCCC regulations

- 5.1. Get into position before the start of race.
- 5.2. Spread around the track, do not gather in groups, and try to ensure a good coverage of likely crash areas (e.g. Bend #1).
- 5.3. Do not stay on the track longer than you have to. The drivers cannot see through you!
(See 2.1.7)
- 5.4. Watch your area NOT the race. 10 seconds is 1/2 a lap you've just cost someone!
- 5.5. Return cars to the race pointing in the right direction.
- 5.6. Marshal others as you would have them marshal you.
- 5.7. Do not leave your post during a race.
(See 2.1.6)
- 5.8. Do not return broken cars to the driver, they or their pit crew must come and get them.
(See 2.1.6)
- 5.9. Put runaway cars on their roof safely off the track.
(See 2.1.6)
- 5.10. No open footwear is allowed on the track.
(See 1.4.1)
- 5.11. No food or drink is to be taken onto track when Marshalling
- 5.12. Junior marshals **MUST** be accompanied by an adult.
(See 1.4.4)





End of Document



www.brccc.org